

▶ One Year MBA - GSCM

Full-time MBA Program in
Global Supply Chain Management



Leaders
in Global
SCM

www.iimu.ac.in

IIMU Corporate Relations Team

Mr. Souvik Roy
Head - Placement and
Corporate Relations
souvik.roy@iimu.ac.in
+91-90070 60767

Mr. Aravind Jadhav
aravind.jadhav@iimu.ac.in
+91-85003 04971

Mr. Gaurav Trivedi
gaurav.trivedi@iimu.ac.in
+91 96852 87653

Ms. Monika Tiwari
monika.tiwari@iimu.ac.in
+91 88003 81160

Ms. Sulbha Tak
sulbha.tak@iimu.ac.in
+91-83860 83653

Ms. Swati Singh
swati.singh@iimu.ac.in
+91-86985 86795

Student Placements Committee 2023-24

Aman Suyal
amansuyal.gscm2023@iimu.ac.in

Goutam Gupta Velumure
goutamvelumure.gscm2023@iimu.ac.in

Kuldeep Singh Sengar
kuldeepsengar.gscm2023@iimu.ac.in

Paras Rastogi
parasrastogi.gscm2023@iimu.ac.in

Saqib Shaikh
saquibshaikh.gscm2023@iimu.ac.in

Letter from Auditor

**SORAB S. ENGINEER & CO. (Regd.)
CHARTERED ACCOUNTANTS**

TELEPHONE : +91 79 29700466
: +91 79 48006782
EMAIL : sseahm@sseco.in
: sseahm@hotmail.com
WEB : www.sseco.in



804, SAKAR-IX,
BESIDES OLD RBI,
ASHRAM ROAD,
AHMEDABAD-380 009

To
The Director,
Indian Institute of Management Udaipur
Udaipur.

Dear Sir,

**Re: Placement Audit Report for 2023-24 of the One Year Full-time MBA Program in Global
Supply Chain Management (GSCM)**

We have audited the Placement Report ("the Report") prepared by you for the final placements of students of MBA-GSCM Batch 2023-24 of Indian Institute of Management, Udaipur ("IIM-U"). The Report is the responsibility of IIM-U. Our responsibility is to validate the information provided in the Report with the relevant documentation and comment on the Report's conformance with the Indian Placement Reporting Standards, Revision 2.2 (IPRS).

In this context, we confirm the following:

1. For purpose of audit, we have obtained all the information and explanations, which to the best of our knowledge and belief were necessary. In our opinion, the Report complies with the IPRS.
2. The validation of information presented in the Report is based on communication received by IIM-U from recruiting companies. We have not independently sourced any information or documentation.
3. We have verified the information with respect to remuneration presented in the Report with communication received from recruiters. Information regarding compensation received from individual students has not been used.



Head Office: 902, Raheja Centre, Free Press Journal Marg, Nariman Point, Mumbai-400 021.
Telephone: +91 22 2282 4811, 2204 0861 • **Email:** sorabsengineer@yahoo.com, ssemum@sseco.in

Bengaluru Branch: F-1, Vaastu Jayalaxmi, 8 Street, Opp. Fortis Hospital, 1st Main Road, Sheshadripuram, Bengaluru-560020.
Telephone: +91 9925879234 • **Email:** sseblr@sseco.in

**SORAB S. ENGINEER & CO. (Regd.)
CHARTERED ACCOUNTANTS**

TELEPHONE : +91 79 29700466
: +91 79 48006782
EMAIL : sseahm@sseco.in
: sseahm@hotmail.com
WEB : www.sseco.in



804, SAKAR-IX,
BESIDES OLD RBI,
ASHRAM ROAD,
AHMEDABAD-380 009

4. The information has been categorized as best as possible under different salary heads as given in the IPRS Revision 2.2; where a break-up was not available, the salary has been considered only as 'Maximum Earning Potential'.
5. Performance Bonus has been considered for calculation of 'Maximum Earning Potential'.
6. Stock options has been mentioned for twelve students with details on how much vests in the first year. Hence, the corresponding fixed amount has been considered for calculating 'Maximum Earning Potential'.
7. The number of students opting out of the placement process has been established through written communication from those students.
8. We have only audited the salary figures in the placement report and not the report's season highlight section.

For Sorab S. Engineer & Co.

Chartered Accountants
Firm Registration No. 110417W

CA. Chokshi Shreyas B.


Partner

Membership No. 100892

UDIN: 24100892BJZXTX9271

Ahmedabad

September 20, 2024



Head Office: 902, Raheja Centre, Free Press Journal Marg, Nariman Point, Mumbai-400 021.
Telephone: +91 22 2282 4811, 2204 0861 • **Email:** sorabsengineer@yahoo.com, ssemum@sseco.in

Bengaluru Branch: F-1, Vaastu Jayalaxmi, 8 Street, Opp. Fortis Hospital, 1st Main Road, Sheshadripuram, Bengaluru-560020.
Telephone: +91 9925879234 • **Email:** sseblr@sseco.in

Placement

Season Highlights

- IIM Udaipur welcomed prominent recruiters like Accenture Strategy & Consulting, Accenture Technology, Berger Paints, Bristlecone, CAMS, Cognizant, Delhivery, DP World, Exponentia.ai, FarEye, Grant Thornton, Infosys, Innover Digital, KPMG, Kraft Heinz, Lumiq, Manhattan Associates, o9 Solution, Orane Consulting Pvt Ltd., Prompt Group, Tech Mahindra, Thoucentric and Tiger analytics.
- 100% of MBA-GSCM students, who opted for campus placements, were placed through campus-generated opportunities.
- 23 recruiters extended offers to MBA-GSCM students at IIM Udaipur.
- Roles were offered across various domains like Consulting & Strategy, Operations/Supply Chain Management (SCM), Analytics, Sales & Marketing & Business Development and Product Management.
- Salary details based on maximum earning potential:

Highest maximum earning potential (Domestic): **Rs 41.66 lakhs per annum.**
Average maximum earning potential (Domestic): **Rs 22.54 lakhs per annum.**
Median earning potential (Domestic): **Rs 20 lakhs per annum**



CONTENTS

Placement Season Highlights	4
Placement details as per IPRS	6
■ 1 Classification of entire Placement Pool	6
■ 2 Classification based on Sectors	7
■ 3 Classification based on Functions	7
■ 4 Classification based on Locations	
4.1 Classification based on Locations within India	8
■ 5 Classification based on Salary Data	
5.1 Classification of salary heads - Domestic	9
5.2 Classification of Salary based on sector - Domestic (INR)	
5.2.1 Classification of fixed yearly cash component based on sector – Domestic (INR)	10
5.2.2 Classification of one-time cash payment based on sector – Domestic (INR)	10
5.2.3 Classification of total guaranteed cash component based on sector – Domestic (INR)	11
5.2.4 Classification of maximum earning potential based on sector – Domestic (INR)	11
5.3 Classification of Salary based on function - Domestic (INR)	
5.3.1 Classification of fixed yearly cash component based on function – Domestic (INR)	12
5.3.2 Classification of one-time cash payment based on function – Domestic (INR)	12
5.3.3 Classification of total guaranteed cash component based on function – Domestic (INR)	13
5.3.4 Classification of maximum earning potential based on function – Domestic (INR)	13
5.4 Classification of Salary based on Location	
5.4.1 Classification fixed yearly cash component payment based on location	14
5.4.2 Classification of one-time cash payment based on location	14
5.4.3 Classification total guaranteed cash component payment based on location	15
5.4.4 Classification maximum earning potential payment based on location	15
■ 6 List of Recruiters by Sector	16
■ 7 Compliance Statement	17



Placement details as per IPRS

The entire batch of students was eligible for sitting in the Final Placements.

Classification of the entire placement pool


Categories	Number of students
1. Number of students eligible for placements	55
2. Number of students who did not seek placement through the institute	6
2a. Company-sponsored or already employed	4
2b. Continuing education	-
2c. Postponing job search	-
2d. Entrepreneurship (Starting a new business)	-
2e. Returning to / joining family business	-
2f. Sought placement outside the campus placement process	2
2g. Did not seek placements for other reasons	-
3. Total who sought Placements through the institute	49
4. Total offers accepted	49
5. Number unplaced, if any	-

Table 1: Classification of entire placement pool



For Sorab S Engineer & Co. (Regd.)

For Indian Institute of Management - Udaipur



Souviuk Roy
Head-Placement & Corporate Relations

Classification Based on Sectors

Sector	No. of offers accepted
Banking, Financial Services and Insurance (BFSI)	5
Consulting	7
Fast Moving Consumer Goods/Durables & Retail	5
Information Technology/ITES	28
Logistics	4
Total	49

Table 2: Classification based on sectors

Classification Based on Functions


Function	No. of offers accepted
Analytics	5
Consulting & Strategy	24
Operations/Supply Chain Management (SCM)	15
Product Management	1
Sales & Marketing and Business Development	4
Total	49

Table 3: Classification based on Functions



For Sorab S Engineer & Co. (Regd.)

For Indian Institute of Management - Udaipur



Souviuk Roy
Head-Placement & Corporate Relations

Classification

Based on Location

4.1 Classification based on Locations within India

Location (within India)	No. of offers accepted
Ahmedabad	4
Bengaluru	11
Chennai	7
Gurugram	4
Hyderabad	5
Kolkata	3
Mumbai	6
Noida	2
Pune	7
Total	49

Salary Data

Note: The entries in the 'Data' column specify the data points for which the minimum, maximum, mean and median are specified.


5.1 Salary Head – Domestic Offers (INR)

Salary	Min	Max	Median	Mean	Data
A. Fixed Yearly Cash Component	11,50,008	31,12,000	16,57,268	17,78,653	49
B. One-time Cash Payment	50,000	3,50,000	1,50,000	1,81,250	24
C. Total Guaranteed Cash Component	11,50,008	32,12,000	17,35,131	18,67,428	49
D. Maximum Earning Potential (including non-cash, long term and performance linked components)	15,00,000	41,66,200	20,00,000	22,53,094	49

Table 5.1: Classification of salary heads – Domestic


Description of Salary Heads

- Fixed Yearly Cash Component:** This is a total of the annual basic salary and additional guaranteed cash components. These additional components include cash payments and allowances that are part of the annual package. The term guaranteed signifies that the amount is certain unless there is an overall pay revision. The components falling under this salary head are final and are not related to performance.
- One-time Cash Payment:** This head indicates the value of the remuneration given to a candidate as one-time cash benefit mostly at the time of joining.
- Total guaranteed Cash Component:** This is the sum of fixed yearly cash component and one-time cash payment.
- Maximum Earning Potential:** This is the sum of total guaranteed cash component, maximum performance-linked variable and all other components of salary that are part of the offer. This can include ESOPs, relocation allowances, long term compensation such as PF and other perks as well.




For Sorab S Engineer & Co. (Regd.)

For Indian Institute of Management - Udaipur




Souviuk Roy
Head-Placement & Corporate Relations



For Sorab S Engineer & Co. (Regd.)

For Indian Institute of Management - Udaipur



Souviuk Roy
Head-Placement & Corporate Relations

Classification of salary

based on sector – Domestic (INR)

5.2 Salary classification based on Sector – Domestic (INR)

Fixed Yearly Cash Component					
Sectors	Min	Max	Median	Mean	Data
A. Banking, Financial Services and Insurance (BFSI)	14,11,748	23,08,194	18,13,581	18,81,598	5
B. Consulting	14,10,000	31,12,000	25,12,000	22,50,611	7
C. Fast Moving Consumer Goods/Durables & Retail (FMCG/D)	14,25,400	14,45,532	14,25,400	14,33,453	5
D. Information Technology/ITES	11,50,008	23,12,000	16,57,268	17,39,691	28
E. Logistics	14,78,150	15,78,400	15,28,275	15,28,275	4

Table 5.2.1: Classification of fixed yearly cash component based on sector – Domestic (INR)


One-time Cash Payment					
Sectors	Min	Max	Median	Mean	Data
A. Banking, Financial Services and Insurance (BFSI)	-	-	-	-	-
B. Consulting	50,000	3,50,000	50,000	1,20,000	5
C. Fast Moving Consumer Goods/Durables & Retail (FMCG/D)	1,25,000	2,00,000	2,00,000	1,70,000	5
D. Information Technology/ITES	1,00,000	3,50,000	2,75,000	2,50,000	10
E. Logistics	1,00,000	1,00,000	1,00,000	1,00,000	4

Table 5.2.2: Classification of one-time cash payment based on sector – Domestic (INR)



For Sorab S Engineer & Co. (Regd.)

For Indian Institute of Management - Udaipur



Souviuk Roy
Head-Placement & Corporate Relations

Total Guaranteed Cash Component					
Sectors	Min	Max	Median	Mean	Data
A. Banking, Financial Services and Insurance (BFSI)	14,11,748	23,08,194	18,13,581	18,81,598	5
B. Consulting	14,10,000	32,12,000	25,62,000	23,36,326	7
C. Fast Moving Consumer Goods/Durables & Retail (FMCG/D)	15,70,532	16,25,400	16,25,400	16,03,453	5
D. Information Technology/ITES	11,50,008	26,62,000	17,57,928	18,28,977	28
E. Logistics	15,78,150	16,78,400	16,28,275	16,28,275	4

Table 5.2.3: Classification of total guaranteed cash component based on sector – Domestic (INR)


Maximum Earning Potential					
Sectors	Min	Max	Median	Mean	Data
A. Banking, Financial Services and Insurance (BFSI)	18,00,001	28,00,000	22,00,000	23,00,000	5
B. Consulting	22,00,000	41,66,200	31,84,000	29,77,375	7
C. Fast Moving Consumer Goods/Durables & Retail (FMCG/D)	17,93,000	19,35,054	19,35,054	18,78,232	5
D. Information Technology/ITES	15,00,000	33,74,000	20,00,000	21,97,108	28
E. Logistics	17,92,400	18,00,000	17,96,200	17,96,200	4

Table 5.2.4: Classification of maximum earning potential based on sector – Domestic (INR)



For Sorab S Engineer & Co. (Regd.)

For Indian Institute of Management - Udaipur



Souviuk Roy
Head-Placement & Corporate Relations

Classification of salary

based on function – Domestic (INR)

5.3 Salary classification based on Function – Domestic (INR)

Fixed Yearly Cash Component					
Sectors	Min	Max	Median	Mean	Data
A. Analytics	11,50,008	18,12,000	14,78,400	14,86,417	5
B. Consulting / Strategy	14,10,000	31,12,000	17,09,634	19,05,002	24
C. Operations/Supply Chain Management (SCM)	14,25,400	23,08,194	16,56,800	17,00,509	15
D. Product Management	18,81,131	18,81,131	18,81,131	18,81,131	1
E. Sales & Marketing and Business Development	14,78,150	20,78,400	15,28,275	16,53,275	4

Table 5.3.1: Classification of fixed yearly cash component based on function – Domestic (INR)

Total Guaranteed Cash Component					
Sectors	Min	Max	Median	Mean	Data
A. Analytics	11,50,008	21,62,000	16,28,400	15,86,417	5
B. Consulting / Strategy	14,10,000	32,12,000	18,32,850	20,00,835	24
C. Operations/Supply Chain Management (SCM)	15,70,532	23,08,194	17,80,724	17,90,509	15
D. Product Management	18,81,131	18,81,131	18,81,131	18,81,131	1
E. Sales & Marketing and Business Development	15,78,150	20,78,400	15,78,275	17,03,275	4


Table 5.3.3: Classification of Total guaranteed cash component based on Function.

One-time Cash Payment					
Sectors	Min	Max	Median	Mean	Data
A. Analytics	1,50,000	3,50,000	2,50,000	2,50,000	2
B. Consulting / Strategy	50,000	3,50,000	1,75,000	1,91,667	12
C. Operations/Supply Chain Management (SCM)	1,00,000	3,00,000	1,62,500	1,68,750	8
D. Product Management	-	-	-	-	-
E. Sales & Marketing and Business Development	1,00,000	1,00,000	1,00,000	1,00,000	2

Table 5.3.2: Classification of one-time cash payment based on function – Domestic (INR)

Maximum Earning Potential					
Sectors	Min	Max	Median	Mean	Data
A. Analytics	15,00,000	26,13,500	18,00,000	18,82,802	5
B. Consulting / Strategy	18,00,000	41,66,200	22,36,503	24,83,741	24
C. Operations/Supply Chain Management (SCM)	17,92,400	28,00,000	20,00,000	20,78,397	15
D. Product Management	22,36,869	22,36,869	22,36,869	22,36,869	1
E. Sales & Marketing and Business Development	18,00,000	24,00,000	19,00,000	20,00,000	4

Table 5.3.4: Classification of maximum earning potential based on function – Domestic (INR)




For Sorab S Engineer & Co. (Regd.)

For Indian Institute of Management - Udaipur



Souviuk Roy
Head-Placement & Corporate Relations



For Sorab S Engineer & Co. (Regd.)

For Indian Institute of Management - Udaipur



Souviuk Roy
Head-Placement & Corporate Relations

Classification of salary based on location

5.4. Salary classification based on Location.:

Fixed Yearly Cash Component					
Indian Locations	Min	Max	Median	Mean	Data
A. Ahmedabad	11,50,008	14,25,400	14,25,400	13,56,552	4
B. Bengaluru	14,78,400	25,12,000	16,57,268	17,78,947	11
C. Chennai	16,03,700	23,08,194	18,13,581	18,99,889	7
D. Gurugram	14,11,748	31,12,000	19,45,200	21,03,537	4
E. Hyderabad	12,56,544	23,12,000	15,78,400	16,93,709	5
F. Kolkata	14,45,532	17,62,000	14,45,532	15,51,021	3
G. Mumbai	14,10,000	25,12,000	15,28,275	16,98,639	6
H. Noida	16,56,800	20,78,400	18,67,600	18,67,600	2
I. Pune	15,09,600	25,12,000	18,65,520	19,13,909	7

Table 5.4.1: Classification fixed yearly cash component payment based on location

Total Guaranteed Cash Component					
Indian Locations	Min	Max	Median	Mean	Data
A. Ahmedabad	11,50,008	16,25,400	16,25,400	15,06,552	4
B. Bengaluru	15,09,600	26,62,000	16,57,268	18,28,947	11
C. Chennai	18,03,700	23,08,194	19,95,280	19,78,460	7
D. Gurugram	14,11,748	32,12,000	21,70,200	22,41,037	4
E. Hyderabad	12,56,544	26,62,000	16,78,400	18,53,709	5
F. Kolkata	15,70,532	18,62,000	15,70,532	16,67,688	3
G. Mumbai	14,10,000	25,62,000	15,78,275	17,40,305	6
H. Noida	19,56,800	20,78,400	20,17,600	20,17,600	2
I. Pune	15,09,600	26,62,000	18,65,520	19,71,052	7

Table 5.4.3: Classification of Total guaranteed cash component based on location.

One-time Cash Payment					
Indian Locations	Min	Max	Median	Mean	Data
A. Ahmedabad	2,00,000	2,00,000	2,00,000	2,00,000	3
B. Bengaluru	50,000	3,50,000	1,50,000	1,83,333	3
C. Chennai	1,50,000	2,00,000	2,00,000	1,83,333	3
D. Gurugram	1,00,000	3,50,000	1,00,000	1,83,333	3
E. Hyderabad	1,00,000	3,50,000	3,50,000	2,66,667	3
F. Kolkata	1,00,000	1,25,000	1,25,000	1,16,667	3
G. Mumbai	50,000	1,00,000	1,00,000	83,333	3
H. Noida	3,00,000	3,00,000	3,00,000	3,00,000	1
I. Pune	50,000	3,50,000	2,00,000	2,00,000	2

Table 5.4.2: Classification of one-time cash payment based on location.


Maximum Earning Potential					
Indian Locations	Min	Max	Median	Mean	Data
A. Ahmedabad	15,00,008	19,35,054	19,35,054	18,26,293	4
B. Bengaluru	18,00,000	33,73,300	19,39,008	21,82,081	11
C. Chennai	20,23,000	28,00,000	22,23,004	23,28,001	7
D. Gurugram	17,92,400	41,66,200	25,87,001	27,83,150	4
E. Hyderabad	15,00,000	33,74,000	19,39,008	22,43,782	5
F. Kolkata	17,93,000	24,06,800	17,93,000	19,97,600	3
G. Mumbai	18,00,000	31,84,000	20,00,000	21,82,237	6
H. Noida	20,00,000	24,00,000	22,00,000	22,00,000	2
I. Pune	19,39,008	33,74,000	22,00,000	24,26,574	7

Table 5.4.4: Classification of maximum earning potential based on Indian location




For Sorab S Engineer & Co. (Regd.)

For Indian Institute of Management - Udaipur




Souviuk Roy
Head-Placement & Corporate Relations



For Sorab S Engineer & Co. (Regd.)

For Indian Institute of Management - Udaipur



Souviuk Roy
Head-Placement & Corporate Relations

List of Recruiters by Sector

Banking, Financial Services and Insurance (BFSI)

- CAMS
- Grant Thornton

Consulting

- Accenture Strategy and Consulting
- KPMG
- Thoucentric

FMCG/Retail

- Berger Paints
- Kraft Heinz

Information Technology

- Accenture Technology
- Bristlecone
- Cognizant
- Exponentia.ai
- FarEye
- Infosys
- Innover Digital
- Lumiq
- Manhattan Associates
- o9 Solutions
- Orane Consulting Pvt Ltd.
- Prompt Group
- Tech Mahindra
- Tiger Analytics


Logistics

- Delhivery
- DP World



For Sorab S Engineer & Co. (Regd.)

For Indian Institute of Management - Udaipur



Souvik Roy
Head-Placement & Corporate Relations

7. Compliance Statement

This placement report has been prepared as per the Indian Placement Reporting Standards, Revision 2.2.

The instances where the report deviates from standards and the reasons for them are mentioned below:

Deviation from the standards	Reason
-	-

For Sorab S Engineer & Co.
Chartered Accountants
Firm Registration No. 110417W

CA. Chokshi Shreyas B.
CA. Chokshi Shreyas B.
Partner
Membership No. 100892
UDIN:24100892BJZXTX9271
Ahmedabad



For Indian Institute of Management - Udaipur

Souvik Roy
Souvik Roy
Head-Placement & Corporate Relations

